

St. FRANCIS COLLEGE FOR WOMEN, BEGUMPET HYDERABAD-500016
(An Autonomous College Affiliated to Osmania University)
DEPARTMENT OF CHEMISTRY

DISCIPLINE SPECIFIC CORE I
CHEMISTRY I
B.Sc. I - SEMESTER- I 60 h

Module 1: Inorganic Chemistry

Chemistry of p-Block elements

Module 2: Organic Chemistry

Structural Theory in Organic Chemistry

Acyclic Hydrocarbons

Aromatic Hydrocarbons

Module 3: Physical Chemistry

Elementary Quantum Mechanics

Chemical Kinetics

Photochemistry

Module 4: General Chemistry


General Principles of Inorganic Quantitative Analysis

Isomerism

Colloids & Surface Chemistry

B. Saritha
Head

Department of Chemistry
St. Francis College for Women
Begumpet, Hyderabad-16.


Professor
Department of Chemistry
Osmania University
HYDERABAD - 500 007

**SEMESTER - I
CHEMISTRY - I****1. Course Description**

Programme: B.Sc.
Course Code: U26/CHE/DSC/101
Course type: DSC - 1
No. of credits: 4

Max. Hours: 60
Max. Marks: 100
Hours per week: 4

2. Course Objectives

- To develop an understanding of the periodic trends, electronic configuration, bonding, structure, and reactivity of p-block elements and their compounds.
- To enable students to comprehend structural theory, bonding, stereochemistry, and the preparation, properties, and reactions of acyclic and aromatic hydrocarbons.
- To introduce the fundamental principles of quantum mechanics, chemical kinetics, and photochemistry, and apply them to explain molecular behavior and reaction mechanisms.
- To equip students with foundational knowledge of inorganic quantitative analysis, structural and stereoisomerism, and the principles governing colloids and surface phenomena.

3. Course Outcomes

On completion of the course the student will be able to

- Analyze the electronic configuration, periodic trends, bonding, and reactivity of p-block elements to predict the properties of their compounds.
- Apply principles of structural theory and mechanistic reasoning to interpret and predict the reactions of acyclic and aromatic hydrocarbons.
- Explain and apply the fundamental concepts of quantum mechanics, chemical kinetics, and photochemistry to analyze molecular systems and reaction rates.
- Demonstrate analytical and conceptual understanding of inorganic quantitative analysis, isomerism, and colloidal and surface phenomena in chemical systems.

B. Paritha
Head
DEPARTMENT OF CHEMISTRY, ST. FRANCIS COLLEGE FOR WOMEN, HYDERABAD.
Department of Chemistry
St. Francis College for Women
Begumpet, Hyderabad-16.

Jh **Professor**
Department of Chemistry
Osmania University
HYDERABAD - 500 007

Alkynes— Preparation by dehydrohalogenation of vicinal dihalides, dehalogenation of tetrahalides. Physical Properties: Chemical reactivity – electrophilic addition of X_2 , HX , H_2O (tautomerism), Oxidation (formation of enediol) and reduction (catalytic hydrogenation).

Aromatic Hydrocarbons

5h

Introduction to aromaticity: Huckel's rule – Benzene, Naphthalene and Anthracene. Reactions - General mechanism of electrophilic substitution, mechanism of nitration, sulphonation and halogenation, Friedel Crafts alkylation and acylation. Orientation of aromatic substitution - Definition of ortho, para and meta directing groups. Ring activating and deactivating groups with examples. Orientation – (i) activating groups: Amino, methoxy and alkyl groups. (ii) Deactivating groups - nitro, nitrile, carbonyl, carboxylic acid, sulphonic acid and halo groups.

IKS: Traditional distillation methods in the extraction of perfumes.

MODULE III: PHYSICAL CHEMISTRY

15 h (1 h/week)

Elementary quantum mechanics

3h

Limitations of classical mechanics and Origin of quantum mechanics-Black body radiation, Rayleigh Jeans law; Planck's radiation law, photoelectric effect, Compton effect, de Broglie's hypothesis. Heisenberg's uncertainty principle. Schrödinger wave equation (derivation not required) – significance of ψ and ψ^2 .

Chemical Kinetics

8h

Introduction to chemical kinetics, rate of reaction, rate laws and rate constant. Molecularity and Order of a reaction. Factors influencing the reaction rates. First order reaction, derivation of equation for rate constant. Characteristics of first order reaction. Units for rate constant. Half- life period, graph of first order reaction, Example - Decomposition of H_2O_2 . Problems. Pseudo first order reaction, Hydrolysis of methyl acetate, inversion of cane sugar, problems. Second order reaction, derivation of expression for second order rate constant, example-Saponification of ester. Characteristics of second order reaction, units for rate constants, half- life period and second order plots. Problems. Methods for determining the order of a reaction. Arrhenius equation – activation energy -problems.

Photochemistry

4h

Introduction to photochemistry – differences between dark and photo reactions. Laws of photochemistry; Quantum Yield – problems; Examples of photo chemical reactions with different quantum yields. Photo chemical combinations of H_2-Cl_2 and H_2-Br_2 reactions. Abnormal quantum yield – high and low-examples with reasons. Singlet and triplet states. Jablonski diagram – non radiative processes – Internal conversion and Intersystem crossing; radiative processes- Fluorescence and phosphorescence.

4. Course Content

MODULE I: INORGANIC CHEMISTRY

15 h (1 h/week)

Chemistry of p-Block Elements

15 h

Structure and bonding in diborane (B_2H_6), Boron nitrogen compounds ($B_3N_3H_6$ and BN), Lewis acid nature of BX_3 .

Carbides- Classification -ionic, covalent, interstitial-Structures and reactivity. Industrial applications. Silicones-Classification-straight chain, cyclic and cross-linked and applications.

Nitrides-Classification -ionic, covalent and interstitial- Reactivity – hydrolysis.

Oxides and Oxyacids- Definition and Types of oxides (a) Normal- acidic, basic amphoteric and neutral (b) Mixed oxide (c) sub oxide (d) peroxide (e) superoxide. Structure of oxides and oxyacids of B, C, N, P, S and Cl - reactivity, thermal stability, hydrolysis.

Interhalogens- Classification- general preparation- structures of AB , AB_3 , AB_5 and AB_7 type and reactivity.

Poly halide- Definition and structure of ICl_2^- , ICl_4^- and I_3^- .

Pseudohalogens- Comparison with halogens.

Structure, bonding and reactivity of Xenon Compounds-Oxides, Halides and Oxy-halides.

MODULE II: ORGANIC CHEMISTRY

15 h (1 h/week)

Structural Theory in Organic Chemistry

5h

Bond polarization: Factors influencing the polarization of covalent bonds, electro negativity – inductive effect. Application of inductive effect (a) Basicity of amines (b) Acidity of carboxylic acids (c) Stability of carbonium ions. Resonance - Mesomeric effect, application to (a) acidity of phenol. (b) acidity of carboxylic acids and basicity of anilines. Stability of carbo cations, carbanions and free radicals. Hyper conjugation and its application to stability of carbonium ions, free radicals and alkenes.

Acyclic Hydrocarbons

5h

Alkanes– Methods of preparation: Preparation of Alkanes from Grignard reagent. Chemical reactivity- inert nature, free radical substitution, Halogenation example.

Alkenes - Preparation of alkenes (with mechanism) (a) by dehydration of alcohols (b) dehydrohalogenation of alkyl halides (c) by dehalogenation of 1,2 dihalides, Zaitsev's rule. Properties: Anti-addition of halogen and its mechanism. Addition of HX, Markovnikov's rule, addition of H_2O , HOX with mechanism and addition of HBr in the presence of peroxide (anti Markovnikov's addition). Oxidation (cis-additions) hydroxylation by $KMnO_4$, OsO_4 , anti-addition- peracids (via epoxidation), ozonolysis – location of double bond.

B. Cartha
Head

DEPARTMENT OF CHEMISTRY, ST. FRANCIS COLLEGE FOR WOMEN, HYDERABAD.

Department of Chemistry
St. Francis College for Women
Begumpet, Hyderabad-16.

Yh
Professor
Department of Chemistry
Osmania University
HYDERABAD, 500 007

MODULE IV: GENERAL CHEMISTRY

15 h (1 h/week)

General Principles of Inorganic Quantitative Analysis 5h

Volumetric Analysis: Introduction, standard solutions, indicators, end point, titration curves, Types of titrations: i) neutralization titration- principle, theory of acid base indicators, titration curves and selection of indicators- strong acid - strong base, strong acid -weak base, weak acid- strong base and weak acid -weak base. Theory of redox titrations – internal (KMnO_4) and external indicators – use of diphenylamine and ferroin indicators. Theory of complexometric titrations – use of EBT, Murexide and Fast sulphone black indicators. Role of pH in complexometric titrations. Precipitation titrations – theory of adsorption indicators.

Isomerism 5h

Isomerism: Definition of isomers. Classification of isomers: Constitutional and Stereoisomers - definition and examples. Constitutional isomers: chain, functional and positional isomers. Stereoisomers: enantiomers and diastereomers – definitions and examples. Representation of stereoisomers – Wedge, Fischer, Sawhorse, Newmann projection formulae.

Conformational analysis: Classification of stereoisomers based on energy. Definition and examples Conformational and configurational isomers. Conformational analysis of ethane, n- butane, 1,2- dichloroethane, 2-chloroethanol. Cis-trans isomerism: E-Z Nomenclature.

Colloids & Surface Chemistry 5h

Colloids: Definition of colloids-classification of colloids-examples. Solid in liquid (sol)-Preparation, kinetic and electrical properties, stability and protection of colloids - Hardy-Schulze rule and Gold number. Liquid in liquid (emulsion)-types of emulsions and emulsifiers. Liquid in solid (gel)-types and properties. Applications of colloids. **Adsorption:** Types of adsorptions; Factors influencing adsorption; Freundlich adsorption isotherm and Langmuir adsorption isotherm. Applications.

5. Reference Books

General reference: B.Sc I Year Chemistry : Semester I, Telugu Academy publication, Hyd.

Module- I

1. Puri, B. R., Sharma, L. R., & Kalia, M. S. (1996). Principles of inorganic chemistry. Vishal Publications.
2. Lee, J. D. (1981). Concise inorganic chemistry (3rd ed.). Oxford University Press.
3. Cotton, F. A., Wilkinson, G., & Gaus, P. L. (2001). Basic inorganic chemistry (3rd ed.). Wiley.

DEPARTMENT OF CHEMISTRY, ST. FRANCIS COLLEGE FOR WOMEN, HYDERABAD.

B. Gurtha
Head
Department of Chemistry
St. Francis College for Women
Begumpet, Hyderabad-16.

[Signature]
Professor 6
Department of Chemistry
Osmania University
100 007

- Huheey, J. E., Keiter, E. A., & Keiter, R. L. (1993). Inorganic chemistry: Principles of structure and reactivity (4th ed.). Harper Collins College Publishers.
- Greenwood, N. N., & Earnshaw, A. (1989). Chemistry of the elements. Pergamon Press.
- Shriver, D. F., & Atkins, P. W. (1999). Inorganic chemistry (3rd ed.). Oxford University Press.
- Gopalan, R. (2009). Textbook of inorganic chemistry. University Press.

Module- II

- Morrison, R. T., & Boyd, R. N. (2011). Organic chemistry. Pearson Education (Prentice Hall).
- Solomons, T. W. G., & Fryhle, C. B. (2016). Organic chemistry. Wiley (John Wiley & Sons).
- Bruice, P. Y. (2017). Organic chemistry. Pearson Education.
- Wade, L. G., Jr. (2013). Organic chemistry. Pearson Education.
- Jones, M., Jr. (2010). Organic chemistry. W. W. Norton & Company.
- McMurry, J. (2015). Organic chemistry. Cengage Learning (Brooks/Cole).
- Soni, P. L., & Soni, H. M. (2012). Organic chemistry. Sultan Chand & Sons.
- Ghosh, S. K. (2009). General organic chemistry. Bharati Bhawan Publishers.
- Pillai, C. N. (2008). Organic chemistry. Universities Press (India) Pvt. Ltd.

Module- III

- Puri, B. R., Sharma, L. R., & Pathania, M. S. (2013). Principles of physical chemistry (46th ed.). Vishal Publishing Company.
- Raj, G. (2009). Advanced physical chemistry (35th ed.). Goel Publishing House.
- Lewis, G., & Glasstone, S. (1966). Elements of physical chemistry. Macmillan.
- Atkins, P. W. (2001). Physical chemistry (7th ed.). Oxford University Press.
- Kapoor, K. L. (1994). A textbook of physical chemistry (Vols. 4 & 5). Macmillan India Ltd.
- Laidler, K. J. (1987). Chemical kinetics (3rd ed.). McGraw Hill.
- Rajaraman, J., & Kuriacose, J. (1993). Kinetics and mechanism of chemical transformations. Macmillan India.
- Turro, N. J. (1978). Molecular photochemistry. W. A. Benjamin, Inc.
- Rohatgi-Mukherjee, K. K. (1978). Fundamentals of photochemistry. Wiley Eastern.
- Dogra, S. K., & Dogra, S. (1996). Physical chemistry through problems (4th ed.). New Age International.
- Kalidas, C., & Sangaranarayanan, M. V. (2019). Physical chemistry: Problems and solutions. University's Press.

Module- IV

- Jeffery, G. H., Bassett, J., Mendham, J., & Denney, R. C. (1999). Vogel's textbook of quantitative chemical analysis (5th ed.). Addison Wesley Longman Inc.
- Day, R. A., & Underwood, A. L. (2004). Quantitative analysis (6th ed.). Prentice Hall of India.

B. Saritha
Head
DEPARTMENT OF CHEMISTRY, ST. FRANCIS COLLEGE FOR WOMEN, HYDERABAD.
Department of Chemistry
St. Francis College for Women
Begumpet, Hyderabad-16.

[Signature]
Professor
Department of Chemistry
Osmania University
HYDERABAD, 500 007

3. Svehla, G. (1996). Vogel's qualitative inorganic analysis (7th ed.). Prentice Hall.
4. Morrison, R. T., & Boyd, R. N. (2011). Organic chemistry. Pearson Education.
5. Solomons, T. W. G., & Fryhle, C. B. (2016). Organic chemistry. Wiley.
6. Bruice, P. Y. (2017). Organic chemistry. Pearson Education.
7. Soni, P. L. (2012). Textbook of organic chemistry. Sultan Chand & Sons.
8. Levine, I. N. (2009). Physical chemistry (6th ed.). McGraw Hill.
9. Kapoor, K. L. (1994). A textbook of physical chemistry (Vols. 4 & 5). Macmillan India Ltd.
10. Atkins, P., & de Paula, J. (2010). Atkins' physical chemistry (9th ed.). Oxford University Press.
11. McQuarrie, D. A., & Simon, J. D. (1997). Physical chemistry: A molecular approach. Viva Books Pvt. Ltd.
12. Satake, M., Hayashi, Y., Mido, Y., Iqbal, S. A., & Sethi, M. S. (2014). Colloidal and surface chemistry. Discovery Publishing Pvt. Ltd.

6. Syllabus Focus

a. Relevance to Local, Regional, National and Global Development Needs

Local/Regional/ National/Global Development Needs	Relevance
Local	Helps individuals understand and safely use everyday chemical products such as fuels, medicines, fertilizers, and cleaning agents.
Regional	Supports regional industries like agriculture, petrochemicals, pharmaceuticals, and environmental monitoring.
National	Contributes to national economic growth through industrial development, technological innovation, and scientific research.
Global	Plays a vital role in addressing global challenges such as climate change, sustainable energy, food security, and healthcare advancements.

b. Components on Skill Development/Entrepreneurship Development/Employability

SD/ED /EMP	Syllabus Content	Description of Activity

SD	Module I	Encourage them to compare and discuss trends in reactivity and chemical behaviour.
EMP	Module II	Students will create a brief dossier on a hydrocarbon compound, highlighting its structure–property link, synthesis, safety, and industrial uses to build employability skills.
ED	Module III	Students will develop a startup proposal for a light-driven or catalytic process applying concepts of quantum mechanics, chemical kinetics, and photochemistry to assess feasibility and market potential.
EMP NSQF level 3 & 4	Module IV	Hands on practical training and field visits.

c. IKS component:

IKS	Syllabus Content	Module
	Introduced Traditional distillation methods in the extraction of perfumes.	II

7. Pedagogy

S. No.	Student Centric Methods Adopted	Type / Description of Activity
1	Experiential Learning	Micro-scale experiments in Volumetric analysis and field visits.
2	Participative Learning	Collage/ Quiz/ JAM/Game based


8. Course Assessment Plan

a) Weightage of Marks in Continuous Internal Assessments and End Semester Examination

CO	Continuous Internal Assessments CIA - 40%	End Semester Examination-60%
CO1	CIA-1: Written Exam	Written Exam

DEPARTMENT OF CHEMISTRY, ST. FRANCIS COLLEGE FOR WOMEN, HYDERABAD.

Department of Chemistry
St. Francis College for Women
Begumpet, Hyderabad-16.


Professor 9
Department of Chemistry
Osmania University

CO2	CIA-2: Collage/Quiz/JAM/	
CO3	CIA-1: Written Exam	
CO4	CIA-2: Assignment/ Game based/ Poster making	

b. Model Question Paper - End Semester Exam Theory

St. FRANCIS COLLEGE FOR WOMEN, BEGUMPET, HYDERABAD-500016
 (An Autonomous College Affiliated to Osmania University)
 Faculty of Science – Department of Chemistry
MODEL PAPER
B.Sc. I YEAR SEMESTER -I
CHEMISTRY - I

Time: 2 hrs

Course Code: U26/DSC/CHE/101

Max. Marks: 60

SECTION –A (Essay Questions)

I. Answer the following

4x 10=40 Marks

- Classify the oxides based on the oxygen content. 4M
 - What are interhalogen compounds? Explain the structure of AX₃ type of molecules. 6M

OR
- Discuss the structure of Diborane. 5M
 - What are silicones? Give their classification. 5M
- What is the Mesomeric effect? How does it explain the acidity of phenols? 5M
 - Explain the acidic strength of carboxylic acids by applying the concept of Inductive effect. 5M

OR
- Write the mechanism for Friedel Crafts alkylation of benzene. 5M
 - What are ortho, meta and para directing groups? Explain with one example each. 5M
- Write the Schrodinger wave equation and explain the significance of ψ and ψ^2 and draw shapes of p and d atomic orbitals. 10M

OR
- Derive an expression for the rate constant of first order reaction. 5M

DEPARTMENT OF CHEMISTRY, ST. FRANCIS COLLEGE FOR WOMEN, HYDERABAD.

Department of Chemistry
 St. Francis College for Women
 Begumpet, Hyderabad-16.

[Signature]
 Professor
 Department of Chemistry,
 Osmania University
 HYDERABAD - 500 002

- b. A first order reaction is 50% complete in 100 minutes. How long will it take for 90% completion? 5M
7. Explain the principle involved in Redox titrations? Add a note on the detection of end points. 10M
- OR
8. a. Classify various types of colloids. 5M
- b. Deduce the expression for Langmuir adsorption isotherms. 5M

SECTION –B (Short Answer Questions)

II. Answer any four.

4x5=20 Marks

9. Discuss the structure of XeO₃.
10. State and explain Markovnikov's rule with mechanism.
11. What is Huckel's rule? State whether naphthalene, cyclopentadienyl anion and tropylium cation are aromatic or not based on Huckel's rule.
12. Determine the order of reaction using Van't Hoff differential method.
13. State and explain Grothus and Draper's law.
14. Discuss the conformations of n-Hexane. Which is more stable and why?

Question Paper Format - Blooms Taxonomy Level

SECTION A - INTERNAL CHOICE				4 X 10 = 40 M	
Question Number	Module	Question	CO	BTL	
1	I	a. Classify the oxides based on the oxygen content. 4M b. What are interhalogen compounds? Explain the structure of AX ₃ type of molecules. 6M OR	CO1	Level 1 & 2	
2	I	a. Discuss the structure of Diborane. (CO1) 5M b. What are silicones? Give their classification. 5M	CO1	Level 1 & 2	

3	II	a. What is the Mesomeric effect? How does it explain the acidity of phenols? 5M b. Explain the acidic strength of carboxylic acids by applying the concept of Inductive effect. 5M OR	CO2	Level 3
4	II	a. Write the mechanism for Friedel Crafts alkylation of benzene. 5M b. What are ortho, meta and para directing groups? Explain with one example each. 5M	CO2	Level 2 & 3
5	III	a. Write the Schrodinger wave equation and explain the significance of ψ and ψ^2 and draw shapes of p and d atomic orbitals. 10M OR	CO3	Level 2
6	III	a. Derive an expression for the rate constant of first order reaction. 5M b. A first order reaction is 50% complete in 100 minutes. How long will it take for 90% completion? 5M	CO3	Level 4 & 5
7	IV	Explain the principle involved in Redox titrations? Add a note on the detection of end points. 10M OR	CO4	Level 2
8	IV	a. Classify various types of colloids. 5M b. Deduce the expression for Langmuir adsorption isotherms. 5M	CO4	Level 2 & 4
SECTION B - Short answer questions				
ANSWER ANY 4 OUT OF 6				4 x 5 = 20M
9	I	Discuss the structure of XeO_3 .	CO1	Level 2
10	II	State and explain Markovnikov's rule with mechanism.	CO2	Level 1 & 4
11	II	What is Huckel's rule? State whether naphthalene, cyclopentadienyl anion	CO2	Level 3

DEPARTMENT OF CHEMISTRY, ST. FRANCIS COLLEGE FOR WOMEN, HYDERABAD.

S. S. P.
Head
Department of Chemistry
St. Francis College for Women
Begumpet, Hyderabad-16.

[Signature]
Professor 12
Department of Chemistry
Osmania University

		and tropylium cation are aromatic or not based on Huckel's rule.		
12	III	Determine the order of reaction using Van't Hoff differential method.	CO3	Level 3
13	III	State and explain Grothus and Draper's law.	CO3	Level 2
14	IV	Discuss the conformations of n-Hexane. Which is more stable and why?	CO4	Level 2 & 4

c) Question Paper Blueprint

Modules	Hours Allotted in the Syllabus	COs Addressed	Section A (No. of Questions)	Total Marks	Section B (No. of Questions)	Total Marks
1	15	CO1	2	10	6 (By taking at least one question from each module)	4x5=20
2	15	CO2	2	10		
3	15	CO3	2	10		
4	15	CO4	2	10		

9. CO-PO Mapping

CO	PO	Cognitive Level	Classroom sessions (h)
1	1,3	Understand	15
2	1,2	Analyse	15
3	1,2	Apply	15
4	1,7	Remember	15

B. Partha
Head

Department of Chemistry
St. Francis College for Women
Begumpet, Hyderabad-16.

Dr. A.
Professor
Department of Chemistry
Osmania University
HYDERABAD - 500 007

St. FRANCIS COLLEGE FOR WOMEN, BEGUMPET, HYDERABAD-500016
(An Autonomous College Affiliated To Osmania University)
FACULTY OF SCIENCE- DEPARTMENT OF CHEMISTRY
SEMESTER -I
LABORATORY COURSE-I - QUANTITATIVE ANALYSIS

1. Course description

Program: B.Sc.

Course Code: U26/CHE/DSC/101/ P

Course type: DSC-1

No. of Credits: 1

Max. Hours: 20

Max. Marks: 50

Hours per week: 2

2. Course Objective

- To enable students to understand the principles of volumetric analysis and apply titrimetric methods for precise quantitative estimation of chemical substances.

3. Course outcomes

CO 1: Students will be able to accurately prepare and standardize solutions, select suitable indicators, and perform various titrimetric methods with proper laboratory technique.

CO 2: Students will be able to apply volumetric analysis techniques to determine the composition or strength of constituents in market samples and interpret the results with appropriate calculations.

4. Course content**QUANTITATIVE ANALYSIS****Acid-Base Titrations**

- Estimation of Carbonate in Washing Soda.
- Estimation of Bicarbonate in Baking Soda.
- Estimation of Carbonate and Bicarbonate in the Mixture.
- Estimation of Alkali content in Antacid using HCl.

Redox Titrations

- Determination of Fe(II) using $K_2Cr_2O_7$
- Determination of Fe(II) using $KMnO_4$ with sodium oxalate as primary standard.
- Determination of Cu(II) using $Na_2S_2O_3$ with $K_2Cr_2O_7$ as primary standard

Complexometric Titrations

- Estimation of Mg^{2+} by EDTA
- Estimation of Cu^{2+} by EDTA

DEPARTMENT OF CHEMISTRY, St. FRANCIS COLLEGE FOR WOMEN, HYDERABAD.

Department of Chemistry
 St. Francis College for Women
 Begumpet, Hyderabad-16.


[Signature]
 Professor
 Department of Chemistry
 Osmania University
 HYDERABAD - 500 002

5. Reference Books

1. Jeffery, G. H., Bassett, J., Mendham, J., & Denney, R. C. (1999). Vogel's textbook of quantitative chemical analysis (5th ed.). Addison Wesley Longman Inc.
2. Vogel, A. I. Vogel's Textbook of Quantitative Chemical Analysis, 6th Edition, Pearson Education, 2000. ISBN: 9780582226289
3. Giri, A. N. (2010). A textbook of practical chemistry. Himalaya Publishing House.
4. O.P. Pandey, D.N. Bajpai, & S. Giri. (2020). Practical chemistry. 10th Revised Edition, S. Chand Publishing. ISBN: 9789352535859
5. Gopalan, R., Subramanian, P. S., & Raghavan, K. (2004). Elements of analytical chemistry. Sultan Chand & Sons.
6. Gopalan, R., Venkappayya, D., and Nagarajan, S. (2012). Textbook of Inorganic Chemistry (Lab Manual), 3rd Edition, Universities Press, Hyderabad, ISBN: 9788173718204
7. Ahluwalia, V. K., and Sunita Dhingra, (2005). A Laboratory Manual of Organic and Inorganic Chemistry, 1st Edition, University Press, Hyderabad, ISBN: 9788173715623


Head

Department of Chemistry
St. Francis College for Women
Begumpet, Hyderabad-16.



Professor
Department of Chemistry
Osmania University
HYDERABAD - 500 007

6. Model Question Paper - End Semester Exam Practical

St. FRANCIS COLLEGE FOR WOMEN, BEGUMPET, HYDERABAD-500016

(An Autonomous College Affiliated to Osmania University)

Faculty of Science – Department of Chemistry

MODEL PAPER

B.Sc. I YEAR SEMESTER -I

LABORATORY COURSE-I - QUANTITATIVE ANALYSIS

Program: B.Sc.

Course Code: U26/DSC/CHE/101/P




Type of course: DSC-1

Time: 2 hrs

No. of credits: 1

Max. Marks: 50


1. Estimate the amount of Oxalic acid present in 100 mL of the given unknown solution. You are provided with a pure sample of sodium oxalate and KMnO_4 solution of 0.02 M approximately. 30M
2. Viva 10 M
3. Record & attendance 10 M

Prepared by	Checked & Verified by	Approved by
 Dr Lakshmi Madhuri Ms B Prashanthi	 Dr Saritha Aduri HoD	 Prof. Uma Joseph Principal <i>Principal</i>

St. Francis College for Women
Begurpet, Hyderabad-16.


Head

Department of Chemistry
St. Francis College for Women
Begurpet, Hyderabad-16.


Professor
Department of Chemistry
Osmania University
HYDERABAD - 500 007

SEMESTER - I

CELL BIOLOGY, GENETICS & BIOSTATISTICS-THEORY

1. Course Description

Programme: B.Sc

Course Code: U26/BIT/DSC/101

Course Type: DSC-1

No. of credits: 4

Max. Hours: 60

Hours per week: 4

Max. Marks: 100

2. Course Objectives

- To outline the basics in cell biology, cell components, their structure and functions
- To apply the underlying principles of Mendelian, non-mendelian inheritance, Linkage, and recombination events in genetic analysis.
- To develop competency and expertise in the applications of statistical methods in biological data

3. Course Outcomes


On completion of the course, the student will be able to:

CO1: Define the basic concepts in cell biology, cell organelles, chromosome structures (REMEMBER, UNDERSTAND) L I & II


CO2: Outline the underlying principles and process of cell division and apoptosis (REMEMBER, UNDERSTAND) L I & II

CO3: Discuss and identify how genes are transferred from generation to generation with various types of gene interactions (UNDERSTAND, APPLY) L II & III

CO4: Understand and apply sampling methods and measures of central tendency, probability and hypothesis testing to analyze biological data (UNDERSTAND, ANALYZE) L II & IV


Head
Dept. of Biotechnology
St. Francis College for Women
Begumpet, Hyderabad-16.

1


Dr. S. PRASHANT
Chairperson
Board of Studies in Biotechnology
Department of Genetics
Osmania University, Hyd.

4. Course Content

MODULE I: CELL STRUCTURE AND FUNCTIONS

(15HRS)

- 1.1 Cell as basic unit of living organisms - bacterial, fungal, plant and animal cells
- 1.2 Ultrastructure of Prokaryotic cell: Cell membrane, Nucleoid, Plasmids
- 1.3 Ultrastructure of Eukaryotic cell: Cell wall, Cell membrane, Nucleus, Mitochondria, Chloroplast, Endoplasmic reticulum, Golgi apparatus, Ribosomes, Lysosomes, Peroxisomes, Glyoxysomes
- 1.4 Cell membrane - Fluid mosaic model, Sandwich model, Cell membrane permeability, Transport across membrane – active & passive transport, Cytoskeleton – microtubules & microfilaments
- 1.5 Structure of Chromosome - chromatids, centromere, telomere, Components of chromosomes – histones & non histones
- 1.6 Specialized chromosomes – Polytene & Lampbrush chromosomes

MODULE II: CELL DIVISION AND CELL CYCLE


(15HRS)

- 2.1 Bacterial cell division
- 2.2 Phases of Eukaryotic Cell cycle
- 2.3 Mitosis-Stages (Spindle assembly) & significance
- 2.4 Meiosis-Stages (Synaptonemal complex) & significance
- 2.5 Regulations of Cell cycle – proteins involved in check points
- 2.6 Senescence, Necrosis and Apoptosis


MODULE III: PRINCIPLES AND MECHANISM OF INHERITANCE

(15HRS)

- 3.1 Mendel's experiments on Pea plants, Mendel's Laws - Law of Dominance, Law of Segregation - Monohybrid Ratio, Law of Independent Assortment - Dihybrid ratio
- 3.2 Deviation from Mendel's Laws - Partial or Incomplete dominance (Eg. Flower Colour in *Mirabilis jalapa*), Co-dominance (Eg. MN Blood groups), non-Mendelian inheritance, Variegation in leaves of *Mirabilis jalapa*
- 3.3 Non allelic interactions – types of Epistasis
- 3.4 Penetrance and Expressivity (Eg. Polydactyly, Waardenburg syndrome), Pleiotropism, Multiple allelism (Eg. ABO Blood groups)
- 3.5 X-Y chromosomes - Sex determination in Drosophila, Birds, Man, *Bonellia*; Sex-linked inheritance – X- linked Inheritance (Hemophilia, Colour blindness), Y- linked inheritance - Holandric genes
- 3.6 Linkage and Recombination – Cytological proof of crossing over (Ex: Drosophila) and phases of linkage, recombination frequency


Head
Dept. of Biotechnology
St. Francis College for Women
Begumpet, Hyderabad-16.

2



Dr. S. PRASHANT
Chairperson
Board of Studies in Biotechnology
Department of Genetics
Osmania University, Hyderabad


MODULE IV: BIOSTATISTICS - BASIC CONCEPTS**(15HRS)**

- 4.1 Introduction to Biostatistics; Kinds of data & variables, sample size, methods of sampling - random & non-random
- 4.2 Diagrammatic (line diagram, bar diagram & pie diagram) and graphical representation of data (histogram, frequency polygon & frequency curve)
- 4.3 Measures of central tendency - mean, median, mode
- 4.4 Measures of dispersion - range, mean deviation, variance and standard deviation, standard error
- 4.5 Concepts of probability – probability rules, probability distribution: Binomial & Poisson distributions and Normal distribution.
- 4.6 Hypothesis testing – null and alternative hypothesis; Test of Significance (Student's t-test and Z-test). Chi-square test & its significance

5. Reference book

1. Cooper G.M., Hausman R.E. (2013). *The Cell, A Molecular Approach*. Sunderland (MA): Sinauer Associates.
2. Lodish H et. al. (2012). *Molecular Cell Biology*. New York: W. H. Freeman, Palgrave Macmillan.
3. Gupta P.K. (2011). *Genetics*. Meerut, India: Rastogi Publications.
4. Plopper, G. (2011). *Lewin's cells* (II Edition.). Jones & Bartlett Learning.
5. Peter J. Russell. (2009). *Genetics- A Molecular Approach* (III Edition). San Francisco, United States of America: Benjamin Cummings.
6. Singh B.D. (2009). *Genetics*. New Delhi: Kalyani Publishers
7. Snustad, D.P., Simmons, M.J. (2009). *Principles of Genetics* (V Edition). Hoboken, New Jersey, United States: John Wiley and Sons Inc.
8. Gardner, S. (2006). *Principles of Genetics* (VIII Edition). John Wiley & Sons.
9. Alberts, B. (2002). *Molecular Biology of the Cell* (VI Edition). New York, New York: Garland Science.
10. Khan & Khanum (2004), *Fundamentals of Biostatistics, II Revised Edition*, Ukaaz Publication
11. Bailey, N.T.J, *Statistical methods in Biology*, Cambridge Univ.Press
12. *Fundamentals of Biostatistics*, P Hanmanth Rao and K.Janardhan


Head
 Dept. of Biotechnology
 St. Francis College for Women
 Begumpet, Hyderabad-16.


Dr. S. PRASHANT
 Chairperson
 Board of Studies in Biotechnology
 Department of Genetics
 Osmania University, Hyd.

6. Syllabus Focus

a. Relevance to Local, Regional, National and Global Development Needs

Local /Regional/National /Global Development Needs	Relevance
Global (Modules 1, 2, 3 and 4)	The global relevance of Cell Biology, Genetics, and Biostatistics is reflected in the curriculum through its focus on fundamental life processes and modern scientific applications. Cell Biology and Genetics enable students to understand cellular mechanisms, heredity, and molecular interactions essential for biotechnology and medical research worldwide. Biostatistics equips them with skills in experimental design, data analysis, and accurate interpretation of biological results. Together, these subjects prepare learners to contribute effectively to global research, healthcare advancements, and evidence-based scientific decision-making.

b. Components on Skill Development/Entrepreneurship/Development/Employability

SD/ED/EMP	Syllabus Content	Description of Activity
Skill development	Module I, III	Presentation by the students on various cell biology and genetics topics. Students will be solving problems related to the laws of inheritance and linkage.
Employability	Module II, IV	Students will receive hands-on training in the preparation and observation of slides demonstrating cell division, increasing their employability in cytogenetics laboratories, related diagnostic and research facilities. Practical sessions in Biostatistics will equip them with essential skills in data collection, statistical analysis, and interpretation, preparing them for research, clinical studies, and evidence-based scientific work.


7. Pedagogy


S. No	Student Centric Methods Adopted	Type/Description of Activity
1.	Seminar	Participative Learning
2.	Presentation	Participative Learning
3.	Quiz	Experiential Learning
4.	Group Discussion	Participative Learning
5.	Art Projects	Experiential learning
6.	Case studies	Problem solving
7.	Research Projects	Problem solving

8. Course Assessment Plan

a. Weightage of Marks in Continuous Internal Assessments and End Semester Examination

CO	Continuous Internal Assessments CIA - 40%	End Semester Examination- 60%
CO1	CIA-1-Written Exam	Written Exam
CO2	CIA-2- Quiz/ Article writing/Assignment	
CO3	CIA-1 Written Exam	
CO4	CIA-2 Presentation/ Case studies/Art projects	


Head
Dept. of Biotechnology
St. Francis College for Women
Begumpet, Hyderabad-16.


Dr. S. PRASHANT
Chairperson
Board of Studies in Biotechnology
Department of Genetics
Osmania University, Hyd.

b. Model question paper- End Semester Exam

**St. Francis College for Women, Begumpet
Faculty of Science – Department of Biotechnology**

MODEL QUESTION PAPER

END SEMESTER EXAM

Cell Biology, Genetics & Biostatistics

TIME: 2hrs

Course Code: U26/BIT/DSC/101

MAX.MARKS: 60

SECTION –A (Essay Questions)

I. Answer the following

4x 10=40 Marks

1. How would you describe the Fluid Mosaic model with well labeled diagrams.

OR

2. Describe the ultra-structure of a prokaryotic cell with a neat labelled diagram.

3. Outline the different stages of mitosis with neat labelled diagrams.

OR

4. Summarize senescence and necrosis.

5. Illustrate the Mendel's law of inheritance.

OR

6. Explain in detail about Sex linked Inheritance with examples.

7. Classify the measures of central tendency.

OR

8. Explain in detail about Chi square analysis with a suitable example. Add a note on its significance

SECTION –B (Short Answer Questions)

II. Answer any four.

9. Describe about Lampbrush Chromosomes

10. Summarize Apoptosis

11. Explain about Pleiotropy

12. Summarize the properties of normal distribution

13. Illustrate the cytological proof of crossing over in *Drosophila*

14. Classify the types of data.

4x5=20 Marks
[Signature]
Dept. of Biotechnology
St. Francis College for Women
Begumpet, Hyderabad-16.
[Signature]
Dr. S. PRASHANT
Chairperson
Board of Studies in Biotechnology
Department of Genetics
Osmania University, Hyd.

SEMESTER-END MODEL QUESTION PAPER

SECTION A - INTERNAL CHOICE				
4 Q X 10 M = 40 M				
Question Number	Question	Question	CO	BTL (Blooms Taxonomy Level)
1	Module 1	How would you describe the Fluid Mosaic model with well labelled diagrams?	CO 1	II
2	Module 1	Describe the ultra-structure of a prokaryotic cell with a neat labelled diagram	CO 1	II
3	Module 2	Outline the different stages of mitosis with neat labelled diagrams.	CO 2	I
4	Module 2	Summarize senescence and necrosis.	CO 2	II
5	Module 3	Illustrate the Mendel's law of inheritance.	CO 3	III
6	Module 3	Explain in detail about Sex linked Inheritance with examples.	CO 3	II
7	Module 4	Compare the measures of central tendency.	CO 4	IV
8	Module 4	Explain in detail about Chi square analysis with a suitable example. Add a note on its significance	CO 4	II


SECTION B - ANSWER ANY 4 OUT				
OF 6 4 Q X 5 M = 20 M				
(To compulsorily have ONE question from each module)				
9	Module 1	Describe about Lampbrush Chromosomes	CO 1	I
10	Module 2	Summarize Apoptosis	CO 2	II
11	Module 3	Explain about Pleiotropy	CO 3	II
12	Module 4	Categorize the properties of normal distribution	CO 4	IV
13	Any Module	Illustrate the cytological proof of crossing over in Drosophila	CO 3	III
14	Any Module	Classify the types of data	CO 4	IV


c. Question Paper Blueprint

Modules	Hours Allotted in the Syllabus	COs Addressed	Section A (No. of Questions)	Total Marks	Section B (No. of Questions)	Total Marks
1	15	CO-1	2	10	6 (At least One question from each module)	5
2	15	CO-2	2	10		5
3	15	CO-3	2	10		5
4	15	CO-4	2	10		5

9. CO-PO Mapping

CO	PO	Cognitive Level	Class room sessions(hrs)
1	1,3,7	Remember and understand	15
2	1,7	Remember and understand	15
3	1,2,7	Understand and apply	15
4	1,2,4,7	Understand and analyze	15


Head
 Dept. of Biotechnology
 St. Francis College for Women
 Begumpet, Hyderabad-16.


Dr. S. PRASHANT
 Chairperson
 Board of Studies in Biotechnology
 Department of Genetics
 Osmania University, Hyd.

SEMESTER – I

CELL BIOLOGY, GENETICS & BIOSTATISTICS - PRACTICAL

Programme: B.Sc.

Max. Hours: 30

Course Code: U26/BIT/DSC/101/P

Hours per week: 2

Course Type: DSC-1

Max. Marks: 50

No. of credits: 1

Course objective:

- To learn fundamental laboratory techniques for studying cellular structures and processes.
- To gain proficiency in understanding various mendelian and non mendelian inheritance patterns
- To apply statistical techniques for analysing and interpreting biological data


Course Outcomes:


CO1: Recall and analyze various stages of Mitosis and Meiosis (**REMEMBER, ANALYSE**)

L I & IV

CO2: Interpret and apply skills in solving problems based on Mendelian inheritance, Co- dominance and Epistatic gene interactions (**UNDERSTAND, APPLY**) **LII & III**

CO3: Define, describe, compute, and examine the basic concepts in biostatistics and use of statistical methods for interpreting the results (**REMEMBER, UNDERSTAND, APPLY, ANALYSE**) **L I,II,III & IV**


Head
Dept. of Biotechnology
St. Francis College for Women
Begumpet, Hyderabad-16.


Dr. S. PRASHANT
Chairperson
Board of Studies in Biotechnology
Department of Genetics
Osmania University, Hyd.

PRACTICAL SESSIONS

1. Microscopic observation of cells: bacteria, fungi, plant and animal
2. Preparation of different stages of Mitosis (onion root tips)
3. Preparation of different stages of Meiosis (pollen mother cells in plants)
4. Problems on Monohybrid and Dihybrid crosses
5. Problems on Co-dominance
6. Problems on Epistasis
7. Problems on Mean, Median and Mode
8. Construction of bar diagram, pie diagram, line diagram, histogram
9. Problems on probability & probability distribution
10. Problems on Hypothesis testing – Student's t-test, Z-test, Chi-square test



Head
Dept. of Biotechnology
St. Francis College for Women
Begumpet, Hyderabad-16.



Dr. S. PRASHANT
Chairperson
Board of Studies in Biotechnology
Department of Genetics
Osmania University, Hyd.

SEMESTER – I

CELL BIOLOGY, GENETICS & BIOSTATISTICS - PRACTICAL

Course Code: U26/BIT/DSC/101/P

Max. Marks: 50

Credits: 1

Time: 2Hrs

I. MAJOR: (20M)

Prepare a temporary slide using onion root tips and identify different stages of mitosis under the microscope. Write the principle and procedure of the experiment. Report the results.




II. MINOR: (10M)


Solve the given problems

III. IDENTIFY THE GIVEN SPOTTERS (10M)

IV. VIVA (5M)

V. RECORD (5M)

Prepared by	Checked & verified by	Approved by
 Ms. Mini Fernandez Teaching faculty	 Ms. Shouni Niveditha HoD	 Prof. Uma Joseph Principal


Head
 Dept. of Biotechnology
 St. Francis College for Women
 Begumpet, Hyderabad-16.


Dr. S. PRASHANT
 Chairperson
 Board of Studies in Biotechnology
 Department of Genetics
 Osmania University, Hyd.

SEMESTER I
Core Course 1
BACTERIOLOGY & SYSTEMATICS

Code : U26//MIC/DSC/101

Credits : 4

Total hours : 60

Hours/week : 4

Module I : HISTORY OF MICROBIOLOGY

Module II : GENERAL CHARACTERS AND SYSTEMATICS

Module III : BACTERIAL CELL STRUCTURE AND MICROSCOPY

Module IV : CULTURE MEDIA AND STERILIZATION

SEMESTER – I
BACTERIOLOGY AND SYSTEMATICS**1. Course Description:**

Programme: B.Sc.
Course Code: U26/MIC/DSC/101
Course Type: Discipline Specific Core
No. of credits: 4

Max. Hours: 60
Hours per week: 4
Max. Marks: 100

2. Course Objectives:

- To recognize, identify and differentiate the internal and external structures of bacterial cell.
- To enable the student to learn morphology, ecology, genetics and biochemistry of bacteria as well as many other aspects related to them.

3. Course Outcomes:

After the successful completion of the course, the student will be able to:

CO 1: Understand the Scope, importance of different branches of microbiology and diversity of microbial world to differentiate between Prokaryotes and Eukaryotes. (L I)

CO 2: Understand Bacterial taxonomy and general characters of different groups of microorganism. (L II)

CO 3: Apply the principles and handling of microscope to identify and differentiate between Gram Positive and Gram negative bacterial cell structure. (L III)

CO 4: Analyse different types of media and sterilization techniques. (L IV)

HOD Microbiology
St. Francis College for Women
Begumpet, Hyderabad-16.

Dr. Hameeda Bee
Professor
Department of Microbiology
Osmania University, Hyd-07

4. Course Content**MODULE I - HISTORY OF MICROBIOLOGY: (15 Hrs)**

Scope and importance of Microbiology; Different branches of Microbiology, importance of microorganisms in human welfare, spontaneous generation- biogenesis theory, Germ theory of diseases. Important contributions of Beijerinck, Winogradsky, Antony Van Leeuwenhoek, Louis Pasteur, Robert Koch, Ivanowski, Edward Jenner. Diversity of microbial world- concepts of Whittaker and Carl Woese. Differences between Prokaryotes and Eukaryotes.

MODULE II - GENERAL CHARACTERS AND SYSTEMATICS: (15Hrs)


Principles of bacterial taxonomy & classification, Numerical taxonomy, Outlines of bacterial classification (as per Bergey's manual of systematic bacteriology). General characters and classification of the following groups: Eubacteria, Archaeobacteria, Mycoplasma, Rickettsia and Chlamydia.

MODULE III - BACTERIAL CELL STRUCTURE AND MICROSCOPY: (15 Hrs)

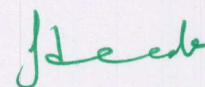
Bacterial Cell size, shape and arrangement, glycocalyx, capsule, flagella, fimbriae and pili. Cell-wall: Composition and detailed structure of Gram-positive and Gram-negative cell walls, Archaeobacterial cell wall, sphaeroplasts, protoplasts, and L-forms, Cytoplasm: ribosomes, mesosomes, inclusion bodies, nucleoid, and plasmids. Bright field Microscope, Dark field Microscope, Phase contrast Microscope, Fluorescence Microscope, Scanning and Transmission Electron Microscope, Introduction to Confocal Microscope.

MODULE IV- CULTURE MEDIA AND STERILIZATION: (15 Hrs)

Culture media: Components of media, natural and synthetic media, chemically defined media, complex media, selective, differential, enriched, enrichment media and transport media. General methods of sterilization & disinfection: Physical methods-moist heat, boiling, autoclaving, pasteurization and tyndallisation. Dry heat – Hot air oven, incineration, inflammation, sunlight, filtration methods. Chemical methods: Phenol and phenolic alcoholic compounds, halogen, heavy metals and their compounds, dyes. Traditional Preservation Techniques. Pure culture isolation: Streaking, serial and plating methods, cultivation, Maintenance and preservation/stocking of pure cultures; cultivation of anaerobic bacteria.



HOD Microbiology
St. Francis College for Women
Begumpet, Hyderabad-16.




Dr. Hameeda Bee
Professor
Department of Microbiology
Osmania University, Hyd-07

5. Resources:**5a. Text books:**

1. Introductory Microbiology, Dr. Chand Pasha & Dr. Hameeda Bee (2025), Professional Books Publisher.
2. Joanne M. Wiley, Linda M Sherwood, Christopher J Woolverton (2011).
3. Prescott's Microbiology. 8th edition, McGraw Hill, publishers.
4. Black JG. (1999), Principles and Explorations- 4th edition. Microbiology Prentice Hall.
5. S. Sunder Rajan (2003), Text Book of Microbiology – 1st edition, Vardana publishers.
6. R.P Singh (2005), General Microbiology - 1st edition, Kalyani publishers.

5b. Reference Books:

1. Madigan MT and Martinko JM. (2014). Brock Biology of Micro-organisms. 14th Edition Parker J. Prentice Hall International, Inc.
2. Pelczar Jr MJ, Chan ECS, and Krieg NR. (2004). Microbiology. 5th edition Tata McGraw Hill.
3. Stanier RY, Ingraham JL, Wheelis ML and Painter PR. (2005). General Microbiology 5th edition McMillan.
4. Tortora GJ, Funke BR, and Case CL. (2008). Microbiology: An Introduction. 9th edition Pearson Education
5. Cappucino J and Sherman N. (2010). Microbiology: A Laboratory Manual. 9th edition. Pearson Education Limited.
6. Gopal Reddy et al., (2006), Laboratory experiments in Microbiology, 2nd Edition, Himalaya publishers.
7. Prescott, Harley and Klein Wim (2002), Laboratory Exercises in Microbiology, 5th edition, Mc Graw Hill Publishers.
8. R.C Dubey, D.K Maheshwari (2006), Practical Microbiology, S Chand and Company, New Delhi.


HOD Microbiology
St. Francis College for Women
Begumpet, Hyderabad-16


Dr. Hameeda Bee
Professor
Department of Microbiology
Osmania University, Hyd-07

5c. Online Resources:

1. <https://www.cliffsnotes.com/study-guides/biology/microbiology/introduction-to-microbiology/a-brief-history-of-microbiology>
2. [https://bio.libretexts.org/Bookshelves/Microbiology/Microbiology_\(Boundless\)/01%3A_Introduction_to_Microbiology](https://bio.libretexts.org/Bookshelves/Microbiology/Microbiology_(Boundless)/01%3A_Introduction_to_Microbiology)
3. <https://www.biologydiscussion.com/microbial-taxonomy/notes-on-microbial-taxonomy-major-characteristics-and-principles/86773>
4. <https://openstax.org/books/microbiology/pages/1-2-a-systematic-approach>
5. <https://www.onlinebiologynotes.com/bacterial-cell-structure>
6. <https://www.biosciencenotes.com/sterilization-of-culture-media/>
7. <https://microbenotes.com/types-of-culture-media>

6. Syllabus Focus:**a) Relevance to Local, Regional, National and Global Development Needs**

Module	FOCUS Local/Regional/National /Global Development Needs	Relevance
Module I	National & Global	To understand Scope & importance of Microbiology
Module II	Global	Understand Bacterial taxonomy and general characters of different groups of microorganism
Module III	National & Global	To identify and differentiate different microorganisms
Module IV	Regional & Local	To understand Sterilization techniques as valuable tools used by Bacteriologists, epidemiologists, doctors, forensic scientists, farmers etc.

Pod
Hub Microbiology
 St. Francis College for Women
 Begumpet, Hyderabad-50

Hameeda
Dr. Hameeda Bee
 Professor
 Department of Microbiology
 Osmania University, Hyd-07

b) Components on Skill Development/Entrepreneurship Development/Employability

FOCUS Skill Development /Entrepreneurship Development /Employability	Syllabus Content	Description of Activity
Skill Development	Module IV	Students will be provided with the opportunity to prepare different types of media by aseptic means and hands on training in operating various instruments in the lab.


c) IKS component

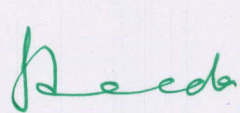
IKS	Syllabus Content	Module
IKS	Traditional Preservation Techniques.	Module IV

d) Aligned with SDG 3 (Good health and wellbeing) SDG 4 (Quality education)

7. Pedagogy:

S. No	Student Centric Methods Adopted	Type / Description of Activity
1.	Interactive class session	Participative Learning
2.	Quiz	Experiential Learning
3.	Group Discussion	Participative Learning


HOD Microbiology
St. Francis College for Women
Begumpet, Hyderabad-16


Dr. Hameeda Bee
Professor
Department of Microbiology
Osmania University, Hyd-07

8. Course Assessment Plan:


a) Weightage of Marks in Continuous Internal Assessments and End Semester Examination

Maximum Marks: 20M		Maximum Marks: 20M	
CIA 1	CIA 2	Skill Base Test: 10M	Assignment: 10M
Section A: 1x10=10M Essay question: Answer any 1 out of 2	Section A: 1x10=10M Essay question: Answer any 1 out of 2	Discretion of the faculty	Discretion of the faculty
Section B: 2x5=10M Short questions: Answer any 2 out of 3	Section B: 2x5=10M Short questions: Answer any 2 out of 3		

External QP Pattern		
4 Credits 4 Modules (CORE)	SECTION A - Internal Choice	4 Q X 10 M = 40M
	SECTION B – Answer any 4 out of 6 (To compulsorily have ONE question from each module)	4 Q X 5 M = 20M

b) Aligning COs with Continuous Internal Assessments

Cos	Continuous Internal Assessments - CIA (40%)	End Semester Examination - (60%)
CO1	CIA-1	End Semester examination
CO2	CIA-1	
CO3	CIA-2 Presentation, Quiz	
CO4	CIA-2 Assignment	


HOD Microbiology
 St. Francis College for Women
 Begumpet, Hyderabad-16


Dr. Hameeda Bee
 Professor
 Department of Microbiology
 Osmania University, Hyd-07

b) Model Question Paper- End Semester Exam


BACTERIOLOGY AND SYSTEMATICS

Course Code: U26/MIC/DSC/101
Credits: 4

Max. Marks: 60
Time: 2 Hrs.

SECTION A - INTERNAL CHOICE		4 Q X 10 M = 40 M		
Q.No	Question	Module	CO	BTL
1	Question	Module I	CO 1	II
OR				
2	Question	Module I	CO 1	II
OR				
3	Question	Module II	CO 2	II
OR				
4	Question	Module II	CO 2	II
OR				
5	Question	Module III	CO 3	III
OR				
6	Question	Module III	CO 3	III
OR				
7	Question	Module IV	CO 4	IV
OR				
8	Question	Module IV	CO 4	IV


SECTION B - ANSWER ANY 4 OUT OF 6		4 Q X 5M = 20 M		
Q.No	Question	Module	CO	BTL
9	Question	Module I	CO 1	II
10	Question	Module I	CO 1	II
11	Question	Module II	CO 2	II
12	Question	Module II	CO 2	II
13	Question	Module III	CO 3	III
14	Question	Module IV	CO 4	IV


HOD Microbiology
St. Francis College for Women
Begumpet, Hyderabad-16


Dr. Hameeda Bee
Professor
Department of Microbiology
Osmania University, Hyd-07

c. Question paper pattern

SECTION A - INTERNAL CHOICE			4Q X 10 M = 40 M	
Question Number	Module	Question	CO	BTL (Blooms Taxonomy Level)
1	Module I	Describe the significance of microbiology in healthcare, including the diagnosis, treatment, and prevention of infectious diseases. Provide examples of how microbiologists contribute to the development of vaccines, antibiotics, and diagnostic tests. (OR)	CO 1	II
2	Module I	Illustrate the contributions of Louis Pasteur and Robert Koch	CO 1	II
3	Module II	Explain general characters of Rickettsia and its classification (OR)	CO 2	II
4	Module II	How would you summarize the Ecological and Morphological identification of bacteria	CO 2	II
5	Module III	Organize the detail structure of Gram positive and Gram negative bacterial cell wall (OR)	CO 3	III
6	Module III	How would you apply the principle and working mechanism of TEM microscopy you had learnt.	CO 3	III
7	Module IV	How can you make a distinction between differential media, selective media and transport media (OR)	CO 4	IV
8	Module IV	Distinguish between Physical methods of sterilization.	CO 4	IV
SECTION B - ANSWER ANY 4 OUT OF 6 (To compulsorily have ONE question from each module)			4 Q X 5M = 20M	
9	Module I	Explain five kingdom classification	CO 1	II
10	Module I	Outline the contribution of Louis Pasteur	CO 1	II
11	Module II	What is Numerical Taxonomy	CO 2	II
12	Module II	Describe Archaeobacteria cell wall	CO 2	II
13	Module III	How would you identify bacteria under Dark field microscope	CO 3	III
14	Module IV	List out Phenol and phenolic compounds	CO 4	IV


 HOD Microbiology
 St. Francis College for Women
 Begumpet, Hyderabad-16.



 Dr. Hameeda Bee
 Professor
 Department of Microbiology
 Osmania University, Hyd-07

c) Question Paper Blueprint:


Modules	Hours Allotted in the Syllabus	COs Addressed	Section A (No. of Questions)	Total Marks	Section B (No. of Questions)	Total Marks
1	15	CO-1	2	10	2	5
2	15	CO-2	2	10	2	5
3	15	CO-3	2	10	2	5
4	15	CO-4	2	10	2	5

9. CO - PO Mapping with BTL

CO	PO	Cognitive Level	Class room sessions (Hrs)
1	1	Understand & Remember	15
2	1,2	Understand & Remember	15
3	1,2	Apply	15
4	1,3,4	Analyse	15



HOD Microbiology
 St. Francis College for Women
 Begumpet, Hyderabad-16.



Dr. Hameeda Bee
 Professor
 Department of Microbiology
 Osmania University, Hyd-07

BACTERIOLOGY AND SYSTEMATICS
Practical Syllabus**1. Course Description:****Programme: B.Sc****Course Code: U26/MIC/DSC/101/P****Course Type: Discipline specific core****No. of credits: 1****Max. Hours: 30****Hours per week: 2****Max. Marks: 50****2. Course Objectives:**

1. To make students to understand as how to use different instruments in microbiology lab and to demonstrate basic laboratory skills and techniques related to the cultivation, isolation, staining, and identification of microorganisms.

3. Course Outcomes:


After the successful completion of the course, the student will be able to:

CO 1: Understand importance of different medias to isolate and identify bacteria.

CO 2: Evaluate different cultivation and staining technique to detect microbes.

4. Course Content:

1. Preparation of different media: -Nutrient agar, Czapek Dox agar, Potato Dextrose Agar Media
2. Simple staining
3. Negative staining
4. Gram's staining
5. Acid fast staining-permanent slide only
6. Capsule staining
7. Endospore staining
8. Isolation of pure cultures of bacteria by streaking, spread plate and pour plate techniques
9. Isolation of soil bacteria by dilution plate technique
10. Isolation of bacteria from air by impingement method.
11. Motility by hanging drop method



HO D Microbiology
St. Francis College for Women
Begumpat, Hyderabad-16



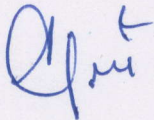


Dr. Hameeda Bee
Professor
Department of Microbiology
Osmania University, Hyd-07


BACTERIOLOGY AND SYSTEMATICS


Course Code: U26/MIC/DSC/101/P
Credits: 1

Max Marks: 50
Time: 2 Hrs

I. MAJOR	20M
II. MINOR	10 M
III. Identify the given spots (A-E) and write few significant points	5x2=10 M
IV. Record	5M
V. Viva	5M

Prepared by Faculty	Checked & Verified by HoD	Approved by the Principal
		
Dr. Arsheen Tabassum	Dr. P. Roselin	Prof. Uma Joseph


 HO/D Microbiology
 St. Francis College for Women
 Begumpet, Hyderabad-16


 Dr. Hameeda Bee
 Professor
 Department of Microbiology
 Osmania University, Hyd-07